

2024

Electrolux Group Green Financing Impact Report



Executive summary - results as of December 31, 2024

Electrolux Group established its first Green Bond Framework to fund climate investments and other environmental initiatives in March 2019¹. It was based on the Group's "For the Better" sustainability framework from 2016, which in 2020 was updated and renamed "For the Better 2030".

In September 2022, the company released an updated and amended version of the Green Bond Framework, renamed the Green Financing Framework². The new framework fully replaced the previous version and in addition to alignment with the International Capital Market Associations Green Bond Principles, June 2021, the updated framework also aligns with the Loan Market Association and Asian Pacific Loan Market Association Green Loan Principles, February 2021.

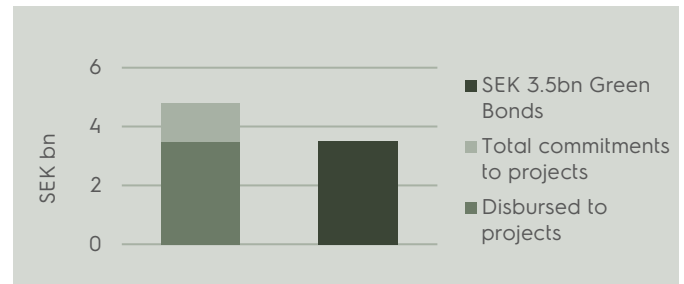
The five Eligible Categories in the Green Financing Framework are aligned with the sustainability goals in the For the Better 2030 sustainability framework. The Green Financing Framework has been independently evaluated by CICERO Shades of Green, giving the framework a Medium Green shading³.

Since its launch, Electrolux Group has successfully issued six Green Bonds, with a total of SEK 6bn, to finance investments aligned with the Green Financing Framework. During 2024, there were no new issuance of Green Financing but three of the outstanding Green Bonds, with an amount of SEK 2.5bn, matured.

During the year there was a smaller increase in one of the existing Eligible Green Assets, but no new Eligible Green Assets were approved. Following the

maturities of the Green Bonds, the Green Financing Committee decided to align the Green Asset portfolio by removing a couple of the inaugural Green Assets and to re-allocate the remaining Green Bond proceeds. In addition, the Swedish krona depreciated, increasing the portfolio value, resulting in a total portfolio of SEK 4.8bn at end of year 2024.

GREEN BOND ISSUANCE AND PORTFOLIO OF ELIGIBLE GREEN ASSETS (SEK bn)



Eligible Green Assets represent four out of the five categories in the company's Green Financing Framework:

- Drive resource-efficient operations⁴
- Lead in energy and resource efficient solutions
- Eliminate harmful materials
- Supporting the UN Sustainable Development Goals and Climate Goals

This report presents a description of the portfolio of approved Eligible Green Assets that have been financed, the process for asset evaluation and

¹ <https://www.electroluxgroup.com/wp-content/uploads/sites/2/2019/03/ab-electrolux-green-bond-framework-2019.pdf>

² <https://www.electroluxgroup.com/wp-content/uploads/sites/2/2019/03/ab-electrolux-green-financing-framework-2022.pdf>

³ <https://www.electroluxgroup.com/wp-content/uploads/sites/2/2019/03/second-opinion-from-cicero-shades-of-green-2022.pdf>

⁴ Renamed December 2023. Previously, "Be climate neutral and drive clean and resource-efficient operations"

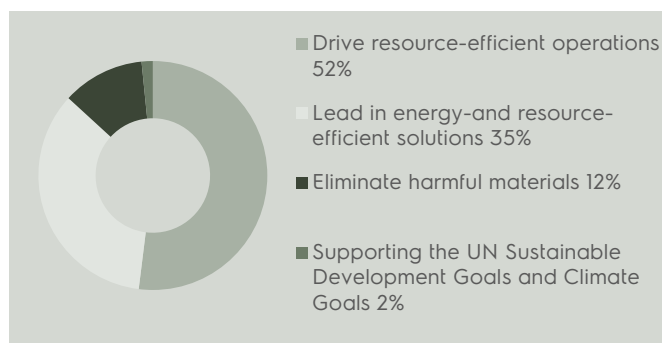


selection and the expected environmental impact of the investments, including the methodology applied.

For further information on terms and definitions used in this report we refer to the Green Financing Framework and webpage⁵.

Electrolux Group reports on a portfolio basis and in Swedish kronor (SEK m) and the reporting period ended on December 31, 2024.

ELIGIBLE GREEN ASSET PORTFOLIO DISTRIBUTION BASED ON DISBURSED AMOUNTS



CO₂ IMPACT AND GREEN INDICATORS, BASED ON OUTSTANDING DISBURSED AMOUNTS¹

Project category	GHG emissions reduced/avoided ton CO ₂ e/year	Outstanding disbursed amounts to projects, SEK m	Impact, ton CO ₂ e per SEK m
Drive resource-efficient operations ²	4 400	1 819	2
Lead in energy- and resource-efficient solutions	95 000	1 219	78
Eliminate harmful materials ²	2 100 000	406	5 168
Supporting the UN Sustainable Development Goals and Climate Goals	4 400	55	79
Total	2 203 800	3 500	
Average impact, ton CO₂ per SEK m			630
Annual renewable energy generation, MWh			9 300
Annual energy savings, MWh			393 000

1 - This table presents the calculated impact in terms of CO₂ reduced or avoided. Aggregated project data reported represent expected outcomes.
2 - Based on the total environmental impact calculated over the lifetime of products (see text)

Process for asset evaluation and selection

Electrolux Group has established a Green Financing Committee that reviews and decides if a potential Eligible Green Asset aligns with the Green Financing Framework and qualifies as an Eligible Green Asset.



1. Potential Eligible Green Assets are identified through the company's regular investment request process.
2. The potential Eligible Green Assets are evaluated in relation to the eligibility criteria in the Green Financing Framework by the Green Financing Committee.
3. The Green Financing Committee decides in consensus which projects meet the requirements to be Eligible Green Assets, according to the Green Financing Framework. Assets will only be approved as Eligible Green Assets if the Group concludes that there is a high likelihood that the net, long-term environmental impact of the asset will be positive.
4. The investment is registered as an Eligible Green Asset and becomes part of the qualified Eligible Green Assets portfolio.
5. Electrolux Group reports on the environmental impact of the Eligible Green Assets on an annual basis.

When deciding on the allocation of the net proceeds from Green Financing instruments, the Green Financing

⁵ <https://www.electroluxgroup.com/en/green-financing-framework-29317/>



Committee’s ambition is to spread the proceeds over all Eligible Categories.

Green Financing portfolio and proceeds

The portfolio of Eligible Green Assets amounted to SEK 4.8bn as of year-end 2024. Total Green Financing disbursed amounted to SEK 3.5bn. Green Assets in foreign currency have been converted to Swedish krona using the year-end exchange rates for the year the project was completed and for projects in progress, the exchange rates as per December 31, 2024.

Eligible Category	Disbursed Green Financing (SEK m)	Committed Eligible Green Assets (SEK m)
Drive resource-efficient operations	1 819	3 129
Lead in energy-and resource-efficient solutions	1 219	1 219
Offer circular products and business solutions	0	0
Eliminate harmful materials	406	406
Supporting the UN Sustainable Development Goals and Climate Goals	55	55
Total	3 500	4 810
Unallocated amount	0	
Total amount of Green Bonds issued since 2019, in SEK m		6 000

Impact reporting

The Electrolux Group’s purpose is to shape living for the better by reinventing taste, care and wellbeing experiences for more enjoyable and sustainable living around the world. The Group’s products are an essential part of daily life around the globe.

To achieve the Group’s purpose, its business model focuses on creating outstanding branded lifetime consumer experiences in taste, care and wellbeing. Within these three innovation areas, the Group innovates and develops new resource-efficient products that can be brought to market at scale. Resource-efficient products are the Group’s greatest contribution to tackling climate change, and the associated environmental impacts.

Besides making its products more resource-efficient, the Group works to inspire conscious behavior by designing products that intuitively help consumers to use them in ways that reduce environmental impact. By creating desirable solutions and great experiences that enrich people’s daily lives and help to reduce environmental impact, the Group aims to be a driving force in defining enjoyable and more sustainable living. Sustainability is therefore a key part of the Group’s strategy, integrated into everything it does, and operationalized through the Electrolux Group’s sustainability framework – For the Better 2030.

The framework focuses on three areas:

- Better company
- Better solutions
- Better living

Within each area, Electrolux Group has defined three sustainability goals to make a positive difference for the better. The nine sustainability goals cover all stages of the value chain: from R&D and suppliers, through operations and consumer use, to the end of life of products. The sustainability framework also includes goals to reduce greenhouse gas emissions.

Based on the sustainability framework, five Eligible Categories have been defined for the Green Financing Framework:

1. Drive resource-efficient operations
2. Lead in energy and resource efficient solutions
3. Offer circular products and business solutions
4. Eliminate harmful materials
5. Supporting the UN Sustainable Development Goals and Climate Goals (Climate Goals)

The Eligible Categories primarily address two UN Sustainable Development Goals (SDGs); “Responsible consumption and production” (12) and “Climate action” (13).

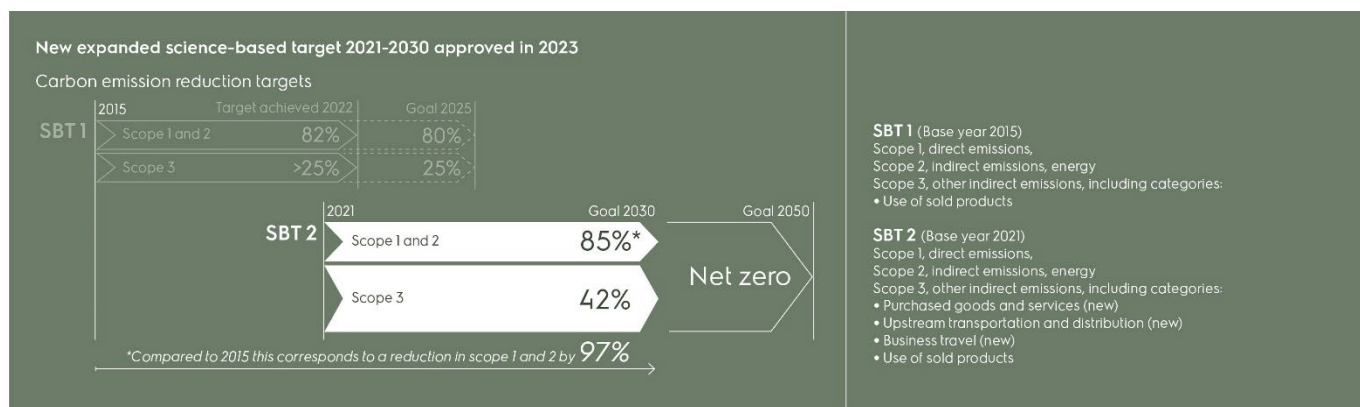


Electrolux Group was one of the first global manufacturing companies to recognize the environment and climate as critical issues for our shared future. The Group's overall climate target is to achieve net-zero carbon emissions across its entire value chain by 2050, aligning with the 1.5°C trajectory outlined in the 2015 Paris Climate Agreement and the Group's science-based climate strategy.

- The Group's first science-based climate target, approved by the Science Based Targets initiative (SBTi) in 2018, aimed to reduce absolute emissions in operations (Scope 1 and 2) by 80% and emissions from the use phase of sold products (Scope 3) by 25% by 2025, using 2015 as the baseline. Through investments in energy efficiency, renewable energy procurement, and innovation, Electrolux Group successfully met

these targets in 2022—three years ahead of schedule.

- Building on this progress, in late 2023, the SBTi approved Electrolux Group's second near-term science-based target. The new target aims to reduce absolute operational emissions (Scope 1 and 2, market-based⁶) by 85% and absolute Scope 3 emissions by 42% by 2030, compared to 2021 levels. Achieving this new target would result in a 97% reduction in Scope 1 and 2 emissions by 2030, compared to the 2015 baseline.
- The Group is also committed to the UN Cool Coalition, having submitted a global warming reduction plan for all products that use refrigerant gases and foam blowing agents.



The updated science-based target includes two targets for 2030 with 2021 as the reference year:

1. Reduction of CO₂ emissions from energy use in operations (factories, warehouses, and offices) by 85% (Scope 1 and 2).
2. Reduction of other indirect CO₂ emissions, including categories; purchased goods and services, upstream transportation and distribution, business travel and use of sold products, by 42% (Scope 3).

The climate impact from the use of hydrofluorocarbons (HFCs), used as refrigerants and foam blowing agents, is included in scope 1 and 3 of the science-based targets.

The Green Financing proceeds have been allocated to Eligible Green Assets aligned with those targets.

⁶ Market-based approach: Electrolux Group utilizes contractual instruments, Energy Attribute Certificates (EAC), in line with RE100 (a global corporate renewable energy initiative) definitions.



Drive resource-efficient operations

The objective of the category is to reduce the impact of operations on the environment relating to energy, water, waste, and emissions, e.g., through investments in common global architectures and automation that reduce the environmental impact from the Group's operations such as factories, warehouses and offices. Eligible Green Assets in this category are primarily supporting SDG 12, "Responsible consumption and production".

With reference to this impact report, the following conditions must be met in this category to make investments eligible:

1. Energy efficiency improvements, including buildings and equipment, should be at least 20% compared to buildings or equipment being replaced, and
2. The equipment is a bridging solution towards net-zero production processes, or
3. The fossil fuel component of the energy required to run the operations must be marginal (<5%) compared to the production unit's total energy consumption.

A bridging solution toward net-zero production should fulfill all the following criteria (see Appendix 2 in the Green Financing Framework):

1. A technically and economically viable solution for renewable energy does not exist.
2. The solution contributes to a considerable reduction (>30%) of a production unit's total CO₂ emissions, for example, through lower energy consumption from the production unit.
3. Rebound effects will not outweigh the advantages of reduced CO₂ emissions.

Committed Eligible Green Assets in this category amount to SEK 3,129m and disbursed Green Financing proceeds amount to SEK 1,819m.

The proceeds have primarily been used to finance buildings and manufacturing equipment with improved energy efficiency in a new factory in North America, the new Springfield (TN) factory, replacing the old Springfield and Memphis (TN) factories, manufacturing cookers.

The energy efficiency improvement for the Springfield factory has been calculated by comparing the projected consumption with the combined consumption of electricity and natural gas in the Memphis and the old Springfield factories that have both been closed. The expected energy efficiency improvement will be at least 20% when the factory is operating at full capacity.

The fossil fuel component in the Springfield factory is above 5%, higher than the Green Financing Framework maximum criteria. However, the investment has been assessed according to the "Screening methodology for assets potentially including a fossil fuel component" (see Appendix 2 in the Green Financing Framework) and been found to be a bridging solution toward net-zero production. The enameling furnace, which is the main equipment currently using fossil fuel, is designed to operate with electric heaters when it becomes economically feasible.

The environmental impact attributable to the proportion of the Eligible Green Assets that has been financed with Green Financing corresponds to 4,400 tons of reduced carbon emissions.

Drive resource-efficient operations

Committed Eligible Green Assets	SEK m	3 129
Outstanding disbursed Green Financing	SEK m	1 819
Eligibility criteria, minimum improved energy efficiency	%	20
Expected annual energy saving ¹	MWh	40 000
Share of energy saving financed by Green Financing	MWh	23 300
Expected annual carbon emissions reduction ¹	Ton CO ₂	7 500
Share of carbon emissions reduction financed by Green Financing	Ton CO ₂	4 400

¹ - Based on projected annual production when the factory is operating at full capacity (see text)



Lead in energy- and resource efficient solutions

This category reflects the Group’s ambition to attain a leading position as a producer of resource-efficient appliances. Eligible Green Assets in this category primarily support SDG 12, “Responsible consumption and production”.

Committed Eligible Green Assets in this category amount to SEK 1,219m and the total outstanding disbursed Green Financing proceeds amount to SEK 1,219m.

Proceeds from the Green Financing have been used to finance the development of a new platform for dishwashers in Europe. Energy and carbon emission savings have been calculated based on projected annual production.

For a project to be eligible for funding through Green Financing, energy efficiency performance

(based on sales weight average) for the new range must be at least 15% better than the fleet average of Electrolux Group products that is being replaced.

The new dishwasher models to be manufactured in Europe are projected to meet the minimum criteria for energy efficiency improvement compared to existing models. The energy efficiency for the new models have been verified through laboratory tests and the calculated lifespan of the products is 13 years. With the projected annual sales, this is expected to result in approximately 95,000 tons of reduced carbon emissions.

The total environmental impact attributable to the proportion of Eligible Green Assets that have been financed with Green Financing corresponds to approximately 95,000 tons of reduced carbon emissions.

Lead in energy-and resource-efficient solutions¹

Committed Eligible Green Assets	SEK m	1 219
Outstanding disbursed Green Financing	SEK m	1 219
Eligibility criteria, minimum energy reduction	%	15
Expected energy consumption reduction ²	MWh	370 000
Share of energy consumption reduction financed by Green Financing	MWh	370 000
Expected carbon emissions reduction ²	Ton CO ₂	95 000
Share of carbon emissions reduction financed by Green Financing	Ton CO ₂	95 000

1 - Based on the total environmental impact calculated over the lifetime of products (see text)

2 - Based on projected annual production when the factory is operating at full capacity (see text)



Eliminate harmful materials

The objective of this category is to phase out substances that could have a negative impact on health and/or environment. Eligible Green Assets in this category primarily support SDG 13, "Climate action".

Committed Eligible Green Assets in this category amount to SEK 406m and disbursed Green Financing proceeds amount to SEK 406m.

Disbursed amounts have been used to finance investments to eliminate HFCs as refrigerants and foam blowing agents in the manufacturing of refrigerators and freezers in North America, the conversion of an R&D laboratory to test products with alternative refrigerants and to eliminate HFCs as refrigerant in heat pump washer-dryers in Europe. In these applications, HFCs are replaced by hydrocarbons in foams and as refrigerants. The global warming potential (GWP) of the hydrocarbons is less than the Green Financing Framework criteria of 15 CO₂eq.

The environmental benefit of replacing HFCs with hydrocarbon alternatives as a refrigerant includes the elimination of all impacts of HFCs such as fugitive emissions and losses in manufacturing, product use and end-of-life.

Based on the previous use of HFCs in North America factories (year 2018), the projected sales, and the substitution to hydrocarbons, the savings of greenhouse gases are expected to be 2.1 million tons of CO₂eq per year.

The calculated savings of greenhouse gases for washer-dryers as a result of the R134 (an HFC) to propane conversion is based on the projected annual sales and the emission of HFC refrigerants and is expected to be 1,700 tons of CO₂eq per year.

The environmental impact attributable to the proportion of Eligible Green Assets that has been financed with Green Financing corresponds to 2.1 million tons of reduced carbon emissions.

Eliminate harmful materials¹

Committed Eligible Green Assets	SEK m	406
Outstanding disbursed Green Financing	SEK m	406
Eligibility criteria, maximum GWP new gas	CO ₂ eq	< 15
New foam blowing agent, Cyclopentane, GWP 100 years	CO ₂ eq	10
New refrigerant, Isobutane, GWP years	CO ₂ eq	3
Expected annual carbon emissions (CO ₂ -eq) reduction ²	Ton CO ₂	2 100 000
Share of carbon emissions (CO ₂ -eq) reduction financed by Green Financing	Ton CO ₂	2 100 000

¹ - Based on the total environmental impact calculated over the lifetime of products (see text)

² - Expected reduction based on annual consumption of HFCs in factories 2018 (see text)





Image: The Electrolux Group Dudley Park factory in Adelaide, Australia

Supporting the UN Sustainable Development Goals and Climate Goals

This category relates to reduction of greenhouse gases (GHG) produced by the Group through the generation of renewable energy. Eligible Green Assets in this category are primarily supporting SDG 13, “Climate action”.

Eligible Green Assets can include assets and/or projects, which involve the generation of renewable energy, such as solar panels (collectors) or photovoltaic (PV) panels.

Committed Eligible Green Assets in this category amount to SEK 55m and disbursed Green Financing proceeds amount to SEK 55m.

Disbursed amounts have been used to finance investments in several PV installations at Electrolux Group factories in Australia, Thailand, Italy, Sweden, and Mexico.

Compared to the electricity grid mix, the total GHG saving as a result of generated renewable electricity from PV panels is expected to be approximately 4,400 tons of CO₂ per year.

The environmental impact attributable to the share of the Eligible Green Assets that have been financed with Green Financing corresponds to 4,400 tons of reduced carbon emissions.

Supporting the UN Sustainable Development Goals and Climate Goals

Committed Eligible Green Assets	SEK m	55
Outstanding disbursed Green Financing	SEK m	55
Eligibility criteria, production of renewable energy (RE)	type of RE	Photo Voltaic
Expected annual production of RE	MWh	9 300
Share of annual production of RE financed by Green Financing	MWh	9 300
Expected annual carbon emissions avoidance ¹	Ton CO ₂	4 400
Share of carbon emission avoidance financed by Green Financing	Ton CO ₂	4 400

¹ - Based on amount of generated electricity and electricity emission factors (see text)

Offer circular solutions and business models

The objective of the category is to develop circular business models as well as to improve material efficiency and increase the use of recycled materials, e.g. investments in manufacturing equipment related to the development and production of recycled materials.

Eligible Green Assets in this category are primarily supporting SDG 12, “Responsible consumption and production”.

There are no projects in this Eligibility Category represented in the allocation of Green Financing.



Reporting methodology

Depending on the Eligibility Category, various methods have been used to calculate greenhouse gas emissions. The methods are aligned with other reporting schemes such as the Electrolux Group Sustainability statement, CDP, and the company's Science Based Targets.

Environmental constants used for calculations, such as values for GWP, electricity and emission factors, as well as factors for calculating HFC emissions, are listed in the Appendix.

Drive resource-efficient operations

The emissions in this category have been calculated as the sum of Scope 1 and 2 emissions in the company's operations such as factories, warehouses, and offices.

Scope 1. Emissions produced directly by the Group.

Electrolux Group mainly uses natural gas for generating energy and heat on site for its operations.

- The amount of fuel used is recorded through meters or through invoicing, e.g. amount in m³ or BTUs of natural gas.
- The amount of gas is multiplied with the conversion factor given by the WRI (Calculation Tool for Direct Emissions from Stationary Combustion) to give the greenhouse gas emissions in CO₂.

Scope 1 emissions also include fugitive emissions as a result of manufacturing of products using HFCs but are reported under "Eliminate harmful materials".

Scope 2. Indirect Emissions from the Consumption of Purchased Energy.

Indirect emissions from purchased energy include electricity, district heating/cooling and steam.

- The amount of electricity used at a unit is recorded through meters or through invoicing.
- The amount of electricity is multiplied with the conversion factor (grams CO₂ per kWh electricity) for individual regions given by the IEA Emission Factors.

The environmental impact is calculated for the reporting year and the environmental benefits are reported on an annual basis.

Lead in energy and resource efficient solutions

The energy efficiency for new models has been measured in laboratory tests and the reported

annual energy consumption is the average of at least four product samples. The results for new models have been compared with laboratory test results for the product models that are being replaced.

The reduction of carbon emissions for new models compared to previous models has been calculated by taking the reported annual energy reduction for comparable products, multiplying it first with the expected lifetime for the product. The carbon emission factors for the electricity grid in the geographic region where the products are sold (Ref. IEA Emission Factors) have been constant for the entire lifetime.

The environmental benefits in this category are calculated over the product's life span and the results are allocated to the year the products were placed on the market.

Offer circular products and business solutions

No allocation of Green Financing proceeds has been made in this category.

Eliminate harmful materials

The method for reporting on the company's Science Based Targets has been used. Fugitive emissions, leakage during use and losses at end-of-life are reported together.

For Scope 1 (direct emissions in operations)

- The type and amount of HFC gas used at a factory in the manufacturing of products as refrigerant or foam blowing agent, is recorded.
- The emission factors due to losses in manufacturing are used to calculate fugitive emissions in manufacturing. Losses of HFCs are 1% for filling of a cooling system and 4% for foaming a product with PUR insulation.
- The amount of gas is multiplied with the GWP (100 years AR 5) values for each HFC given by the Greenhouse Gas Protocol.

For Scope 3 (emissions during use and end-of-life)

- The impact from the use of HFCs has been calculated by taking the amount of HFCs used as refrigerants and foam blowing agents in manufacturing.
- The amount of HFCs entering the atmosphere during the product life cycle has been calculated using the IPCC (Intergovernmental Panel on Climate Change) guidelines (Calculation Tool for Direct Emissions from Stationary Combustion).
- The amount of HFCs that is lost to the atmosphere has been multiplied with the number



of products containing HFCs and the GWP (see Calculating HFC and PFC Emissions from the Manufacturing, Servicing, and/or Disposal of Refrigeration and Air-Conditioning Equipment, Calculation Worksheets (Version 1.0)) for the specific HFCs.

The environmental benefits in this category are calculated over the product life span and the results are allocated to the year the products are placed on the market.

Supporting the UN Sustainable Development Goals and Climate Goals

The GHG savings have been calculated by taking the projected production of renewable electricity (in

MWh) and multiplying it with the carbon emission factor for the electricity grid in the country.

The country mix has been used in Australia, Thailand, and Mexico. For installation in Sweden and Italy, the Europe (UN) factor has been used (Ref. IEA Emission Factors).

The environmental impact is calculated for the reporting year and the environmental benefits are reported on an annual basis.



Appendix. Values used for calculations

Global warming potential (GWP) for alternative foam blowing agents and refrigerants

Isobutane (refrigerant)

GWP = 3 (CO₂eq)

Ref.: <https://www.epa.gov/snap/substitutes-household-refrigerators-and-freezers>

Cyclopentane (foam blowing agent)


GWP = 3-10 (CO₂eq)

GWP = 10 used in calculations

Ref.: <https://www.epa.gov/sites/production/files/2014-11/documents/notice25substitutefoams.pdf>

Electricity emission factors

IEA 2022 electricity emission factors (g CO ₂ /kWh)	
Australia	608
Italy (see Europe)	258
Mexico	367
Sweden (see Europe)	258
Thailand	481
Europe	258
The United States	351



Ref.: IEA Electricity Emission Factors

Gas emission factor

Gas emission factor = 0.1848 g CO₂/kWh

Ref.: WRI (Calculation Tool for Direct Emissions from Stationary Combustion)

HFC emissions

Fugitive emissions (losses in production)

- Foam blowing agents 4.0% of amount in PU foam formulation
- Refrigerants 1.0% of charge amount to the cooling system

Leakage during use

- Foam blowing agents 0.25% of remaining amount in the foam per year
- Refrigerants 0.10% of remaining amount in the cooling system per year

Losses at end-of-life

- Foam blowing agents 100% of remaining amount in the foam at end-of-life
- Refrigerants 30% of remaining amount in the cooling system at end-of-life

Ref.: IPCC (Intergovernmental Panel on Climate Change) guidelines (Calculation Tool for Direct Emissions from Stationary Combustion).





Auditor's Limited Assurance Report

To AB Electrolux (publ), corporate identity number 556009-4178

Introduction

We have been engaged by the Board and Group Management of AB Electrolux (publ) ("Electrolux") to undertake a limited assurance engagement of Electrolux Green Financing Impact Report for 2024 ("the Report").

Responsibilities of Electrolux's Management

Electrolux Management is responsible for the preparation of the Report in accordance with the applicable criteria as well as the accounting principles and calculation principles that the company has developed. The criteria is stated in the Electrolux Green Financing Framework dated September 2022, available on Electrolux website. This responsibility includes the internal control relevant to the preparation of the Report that is free from material misstatements, whether due to fraud or error.

Responsibilities of the auditor

Our responsibility is to express a conclusion on the selected information specified above based on the limited assurance procedures we have performed. Our assignment is limited to the historical information that is presented and thus does not include future-oriented information.

We conducted limited assurance procedures in accordance with ISAE 3000 (revised) *Assurance Engagements Other than Audits or Reviews of Historical Financial Information*. A limited assurance engagement consists of making inquiries, primarily of persons responsible for the preparation of the Report, and applying analytical and other limited assurance procedures. A limited assurance engagement has a different focus and a considerably smaller scope compared to the focus and scope of an audit in accordance with International Standards on Auditing and generally accepted auditing standards in Sweden.

The audit firm applies ISQM 1 (International Standard on Quality Management) and accordingly maintains a comprehensive system of quality control including documented policies and procedures regarding compliance with ethical requirements, professional standards and applicable legal and regulatory requirements. We are independent in relation to Electrolux according to generally accepted auditing standards in Sweden and have fulfilled our professional ethics responsibility according to these requirements.

The procedures performed in a limited assurance engagement do not allow us to obtain such assurance that we would become aware of all significant matters that could have been identified if an audit was performed. The conclusion based on a limited assurance engagement, therefore, does not provide the same level of assurance as a conclusion based on an audit.

Our procedures are based on the criteria defined by Electrolux Management as described above. We consider these criteria suitable for the preparation of the Report.

We believe that the evidence we have obtained is sufficient and appropriate to provide a basis for our conclusion below.

Opinion

Based on the limited assurance procedures we have performed, nothing has come to our attention that causes us to believe that the selected information disclosed in the Green Financing Impact Report is not prepared, in all material respects, in accordance with the criteria.

Stockholm, 31 March 2025

PricewaterhouseCoopers AB

Johan Rippe
Authorized Public Accountant
Partner in charge





Shape living for the better

Electrolux Group is a leading global appliance company that has shaped living for the better for more than 100 years. We reinvent taste, care and wellbeing experiences for millions of people, always striving to be at the forefront of sustainability in society through our solutions and operations. Under our group of leading appliance brands, including Electrolux, AEG and Frigidaire, we sell household products in around 120 markets. In 2024 Electrolux Group had sales of SEK 136 billion and employed 41,000 people around the world. For more information go to www.electroluxgroup.com.